



**BLH GLOBAL MARKETING**  
(JR0028733-M)

No.2 & 2A, Jalan Perindustrian (2),  
Taman Perindustrian Parit Bakar,  
84010 Muar, Johor, Malaysia.

Tel : +606-981 1823  
+606-981 1824  
Fax : +606-981 1820  
Mobile : +6012 6060 158 (Wendy)  
+6010 2269 967 (Chong)  
E-mail : wendy@blhglobal.my  
chong@blhglobal.my  
heng@blhglobal.my  
Website : www.blhglobal.my

We are participate at :



**MALAYSIA  
INTERNATIONAL  
FURNITURE  
FAIR 2020**

HALL :  
Avenue : MITEC  
Date : 6-9 March 2020



**Spoga+Gafa  
2019**

HALL : 3.1 Aisle A No.21  
Avenue : Cologne, Germany  
Date : 1-3 September 2019



# BISTRO TABLE TOP

**Made to Last**  
Naturally Everywhere





# OUR STORY

SMART  
TOP was made  
known for its devotion to  
the outstanding products – the  
compression-molded tabletops  
and chair seats. It's an innovative and  
unceasing development with a cut-  
ting-edge design from top to bottom.  
The capability of SMART TOP to un-  
derstand and accomplish its busi-  
ness' needs with their products is  
impressive. It will be as if it's  
“love at first sight”.








## OUR PRODUCTS

Every product made by SMART TOP is a proof of their enthusiasm and quality craftsmanship with the aim to satisfy clients' needs. Its extraordinary designs of the modern tabletop is customized to meet its customer's preferences from the simplicity of solid colors to own personalized design. SMART TOP tabletops are manufactured and tendered molded under high pressure and temperature and are further completed with revolutionary extra durable surface laminate to best suit both the outdoor and indoor usage with resistance towards heat and liquid. SMART TOP strives to provide the best for the well-deserved ones with a superior combination of science and art.

### Classic Colour




Walnut



Santhia

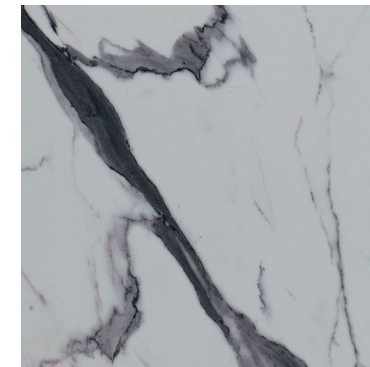


Cement



Marble

### Supreme Colour



Versilla



Tripura



Paladina



Teramo



Toscano



Yukon Oak









### Where Design Opt to Last

Smart Top's environmentally friendly tabletops are built for long-lasting indoor and outdoor usage. They are characterized by exceptional dimensional stability and resistance to moisture and biological degradation that provide users with excellent experience in whatever occasions.







### Where Dining Opt to Impress

SMART TOP's products are designed to add elegance to users' dining experiences with distinctive style that provide added-value to the surrounding.







### Where Living Soars Higher

Chill your mind and broaden your horizon with the miracle of fresh style via the utilization of space and combinations of choices. The wear and abrasion resistance of SMART TOP's tabletops are tested to ensure that your pieces stay strong and elegant at all times.











































# MIX & MATCH

## Where Choice Turns to Play

Put your imagination to the mix-and-match fun with a wide selection of tabletops with unlimited table legs. The wide variety of colors, shapes, materials and sizes tabletops provide solutions for impressive dining environments. Thanks to the ease of combination and long-lasting characteristics.

SMOOTH TOUCH SURFACE									
Form									
Profile / Edge									
Item Code	SQ600A	SQ700A	SQ800A	SQ915A	RT7001200A	RD600A	RD800A	RD915A	RD1270A
Size (mm)	600x600x16	700x700x16	800x800x16	915x915x16	700x1200x16	Ø600x16	Ø800x16	Ø915x16	Ø1270x27(20)
Qty/ctn	4	4	4	2	2	4	4	2	1
Carton Dimension (mm)	620x620x75	720x720x75	820x820x75	930x930x43	720x1220x43	620x620x75	820x820x75	930x930x43	1290x1290x50
m <sup>3</sup>	0.029	0.039	0.051	0.038	0.038	0.029	0.051	0.038	0.084
NW (kg)	17	23	33	19	20	13	27	16	22
GW (kg)	18	24	34	20	21	14	28.5	17	25
Qty / 1 x 20	4140	3080	2360	1580	1580	4140	2360	1580	360

SANDY TOUCH SURFACE									
Form									
Profile / Edge									
Item Code	SQ600B	SQ700B	SQ800B	SQ918B	RT7001200B	RT8001350B	RT9001600B	RD600B	RD800B
Size (mm)	600x600x18	700x700x18	800x800x18	918x918x18	700x1200x18	800x1350x18	900x1600x22	Ø600x18	Ø800x18
Qty/ctn	4	4	4	2	2	1	1	4	4
Carton Dimension (mm)	640x640x85	740x740x85	840x840x85	955x955x48	740x1240x48	840x1390x30	950x1650x45	640x640x85	840x840x85
m <sup>3</sup>	0.035	0.047	0.060	0.044	0.044	0.035	0.071	0.035	0.060
NW (kg)	22.8	31.6	36.8	24.4	24	14.6	26	19.6	28.8
GW (kg)	24	33	38.5	26	25.6	16.5	28	21	30.5
Qty / 1 x 20	3430	2560	2000	1370	1370	860	430	3430	2000



**SMART  
TOP**

With Smart Top,  
cracks or splits on table is never a problem.  
Smart Top, your best choice...

